

BATHTUB WALL WITH FOLDING OPENING

SR / BATHSCREENS

WHERE TO BUY



© Copyright 2024 Vismaravetro srl

A patented solution which can transform the bath tub in an elegant and comfortable shower enclosure. The aesthetic of the curved panel combined to the flat one, the handle design, the accessories and the hinges characterise Parentesi as complementary of the bath tub.

With our usual attention to the next step in bathrooms, Vismaravetro has created a series of shower walls for bathtubs. They are tempered glass panels in various sizes, designed to complete the functionality of bathtubs. The glass panel lets you use the bathtub like a real shower, limiting water spray and leaks while you're having a shower.

Design Centro Progetti Vismara

DIMENSIONS

L: Min 60 - Max 88 cm
H standard: 152.5 cm

PLUS

NO OPENING SPACE

Thanks to the top rail, the bath screen has no opening space and this optimize the bathroom spaces.

S.M.F. (EASILY MOUNTING SYSTEM)

It is a patented system combined to an innovative extensibility solution thus allowing an ideal panel positioning and at the same time avoiding the water leak.

OPENING BY SLIDING THE CURVED PANEL
ALONG THE ABOVE GUIDE-ROD

THE PANELS FOLD COMPLETELY BACK AND
LEAN AGAINST THE WALL

PRODUCT WITH CE MARKING

Product conforming to EN14428:2015 with CE marking

PVC LOWER PROFILES FOR WATERPROOF

TPA TREATMENT PREVENTING LIMESCALE

Vismaravetro uses a innovative technology "TPA" for protecting the glass surfaces of shower enclosures. The glass surface is treated with a polymer which limits the adhesive properties of residues such as limescale, grease and soap deposits. The TPA treatment helps with the cleaning and removal of the lime scale deposits and residues from the glass.

COMPONENTS



SR

FOLDING BATH SCREEN MADE BY A PLAIN AND A CURVED PANEL.

CHARACTERISTICS

- Extensible 20 mm
- The panels fold completely back and lean against the wall
- Opening by sliding the curved panel along the above guide-rod
- No opening space
- PVC lower profiles for waterproof
- S.M.F. (easily mounting system)
- Product with CE marking
- Horizontal and vertical adjustment, after installation accomplished

MATERIALS

- Tempered safety glass 6 mm for curved panel
- Tempered safety glass 8 mm for plain panel
- Anodised or enamelled aluminium profile.

DIMENSIONS

L: Min 60 - Max 88 cm
H: Min 152.5 - Max 152.5 cm
H standard: 152.5 cm

COMPLEMENT ELEMENTS



HINGES C68 STANDARD

PROFILES




ANODISED PROFILES 21 -
BRIGHT SILVER




ANODISED PROFILES 23 -
BRIGHT GOLD




ANODISED PROFILES 31 -
SATIN SILVER



ANODISED PROFILES 32 -
SATIN BRONZE




ANODISED PROFILES 84 -
BOND COPPER




ANODISED PROFILES 09 -
MATT BLACK



ANODISED PROFILES 38 -
MOKA




VARNISHED PROFILES 05 -
RED




VARNISHED PROFILES 07 -
YELLOW




VARNISHED PROFILES 10 -
PERGAMON



VARNISHED PROFILES 11 -
GREY



VARNISHED PROFILES 12 -
GREEN




VARNISHED PROFILES 13 -
LIGHT BLU



VARNISHED PROFILES 14 -
WHITE

GLASSES



GLASS PANE 04 - CLEAR
GLASS

DECORS

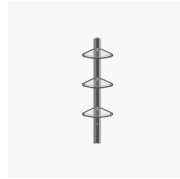
OPTIONALS



ACCESSORY FOR GLASS
CLEANING VIRGOLA



EQUIPPED COLUMN
BASKET



EQUIPPED COLUMN
AMICO



TREATMENT LIME SCALE
TREATMENT PREVENTING
LIMESCALE (TPA)

WHERE TO BUY [→](#)