

## WALK-IN PANEL FRAMED

PKF / SK-IN

WHERE TO BUY



© Copyright 2024 Vismaravetro srl

Aluminium framed fix panel for recess shower tray

Sk-In is a complete system for walk-in shower enclosures, featuring fixed glass parts and no door. The glass panels, profiles and support bars are assembled in a system that combines a robust design and our usual guaranteed safety, easy assembly and water seal.

Design Centro Progetti Vismara

---

### DIMENSIONS

L: Min 78 - Max 180 cm  
H: Min 150 - Max 250 cm  
H standard: 200 cm

PLUS

---

CUSTOM MADE (CM BY CM)

Vismaravetro's shower enclosures can be customized, cm by cm, to better satisfy all the needs of any architectural situation

---

EXTERNAL TOWEL HOLDER

On fixed elements, it is possible to install a towel holder.

---

PRODUCT WITH CE MARKING

Product conforming to EN14428:2015 with CE marking

---

REVERSIBILITY

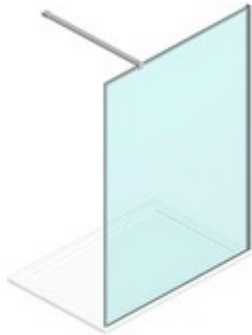
The shower element can be installed either right or left handed thanks to its reversibility.

---

TPA TREATMENT PREVENTING LIMESCALE

Vismaravetro uses an innovative technology "TPA" for protecting the glass surfaces of shower enclosures. The glass surface is treated with a polymer which limits the adhesive properties of residues such as limescale, grease and soap deposits. The TPA treatment helps with the cleaning and removal of the lime scale deposits and residues from the glass.

## COMPONENTS



### PKF

ALUMINIUM FRAMED FIX PANEL FOR RECESS  
OR CORNER SHOWER TRAY

#### CHARACTERISTICS

- Horizontal and vertical adjustment
- Reversibility
- Extensible 20 mm
- Custom Made (cm by cm)
- Product with CE marking
- External towel holder

#### MATERIALS

- Tempered safety glass 8 mm.
- Anodised or enamelled aluminium profile.

#### DIMENSIONS

L: Min 78 - Max 180 cm  
H: Min 150 - Max 250 cm  
H standard: 200 cm

COMPLEMENT ELEMENTS



FIXING BRACKET MO.PA  
CLAMP FOR DEILING  
FIXING (OPTIONAL ON  
DEMAND)



TOWEL HOLDER PSR




TOWEL HOLDER PST



HARDENING ROD R

PROFILES



ANODISED PROFILES 09 -  
MATT BLACK




ANODISED PROFILES 21 -  
BRIGHT SILVER




ANODISED PROFILES 23 -  
BRIGHT GOLD




ANODISED PROFILES 31 -  
SATIN SILVER



ANODISED PROFILES 32 -  
SATIN BRONZE



ANODISED PROFILES 33 -  
SATIN GOLD




ANODISED PROFILES 34 -  
MATT COPPER



ANODISED PROFILES 35 -  
MATT GOLD




ANODISED PROFILES 38 -  
MOKA



ANODISED PROFILES 39 -  
METAL GUN



ANODISED PROFILES 61 -  
BRUSHED STEEL



ANODISED PROFILES 84 -  
BOND COPPER



VARNISHED PROFILES 14 -  
WHITE



VARNISHED PROFILES 15 -  
MATT WHITE

GLASSES



GLASS PANE 01 - OBSCURE GLASS



GLASS PANE 03 - CLEAR BRONZE



GLASS PANE 04 - CLEAR GLASS



GLASS PANE 06 - REFLECTING GLASS



GLASS PANE 07 - CLEAR GREY




GLASS PANE 08 - SATIN GLASS



GLASS PANE 12 - EXTRA-LIGHT GLASS




SPECIAL TEMPERED SAFETY GLASSES 10 - CRYSTAL EXTRA-REFLEX



SPECIAL TEMPERED SAFETY GLASSES 11 - KATHEDRAL



SPECIAL TEMPERED SAFETY GLASSES 14 - CRYSTAL EXTRA-LIGHT SATIN




SPECIAL TEMPERED SAFETY GLASSES 19 - GLASS MADRAS "PAVÉ"



SPECIAL TEMPERED SAFETY GLASSES 29 - CRYSTAL MADRAS NUVOLO

DECORS



DECORATIONS P30 FRAME DECOR



DECORATIONS P31 VERTICAL DECOR

OPTIONALS



ACCESSORIES EXTERNAL  
TOWEL HOLDER PSR




ACCESSORIES EXTERNAL  
TOWEL HOLDER PST



ACCESSORIES PERSONAL  
GLASS




ACCESSORY FOR GLASS  
CLEANING VIRGOLA




EQUIPPED COLUMN  
AMICO



EQUIPPED COLUMN  
BASKET



SHOWER TRAY ALIAS



SHOWER TRAY VI.P



TREATMENT LIME SCALE  
TREATMENT PREVENTING  
LIMESCALE (TPA)

WHERE TO BUY [→](#)