

## HINGED SHOWER ENCLOSURE

FN / FLARE 2.0

WHERE TO BUY



© Copyright 2024 Vismaravetro srl

Frameless shower enclosure with pivoting adjustable hinges for recess.

Flare 2.0 continues to embrace innovation: the simplicity of its movement and the clean-cut styling of its silhouette have been emphasised again, retaining the same superior standards of quality, safety and performance without neglecting easy assembly. The restyled hinge, which is now even more robust, allows an opening of more than 90° and its structure houses a spring mechanism that slows down the opening and closing.

Design Centro Progetti Vismara

---

### DIMENSIONS

L: Min 60 - Max 100 cm  
H: Min 150 - Max 230 cm  
H standard: 200 cm

PLUS

---

HINGES WITH PIVOT

The door is hinged on a offset pivot with respect to the profile, so to provide a reduced opening dimensions even for large and wide recesses.

THE HINGES ARE FIXED DIRECTLY TO THE GLASS WITH FLAT SCREWS

The hinges are fixed directly to the glass with flat screws. The internal surface of the door is without obstacle and easy to clean.

THE HINGE ALLOWS THE DOOR TO OPEN 180

Made of aluminium, it allows the door to open 180°. It comes with a door stop function at 90°.

---

STRUCTURAL VERTICAL PROFILES

The hinges are installed directly on the vertical wall profile: it is not necessary to drill the shower tray or the base.

THICK GLASS

All the glasses of this collection are in 8mm thickness. A guarantee of safety and strength of the whole shower enclosure

EASY ADJUSTMENT

Thanks to the innovative hinges, the shower enclosure adjustment is rather simple: the extensibility of the doors is made by acting directly on the glass, without the use of ordinary compensation profiles.

---

RESEARCH AND CARE TO DETAILS

The vertical profiles are designed to ensure the lowest visual impact; a curious optical illusion makes us perceive only part of the aluminium profile, giving a quite elegant image.

SMART COMPENSATION WITHOUT U PROFILE

Extensibility obtained without the extension of the wall profile, which retains its aesthetic.

AVAILABLE WITH BLACK RUBBER SEALS (PROFILES 09)

Products realized with Matt Black (09) finishes are equipped with black rubber seals

---

MAGNETIC STRIPS

The doors closing is guaranteed by the magnetic strips. The perfect adhesion of the magnetic elements offers the best waterproof.

CUSTOM MADE (CM BY CM)

Vismaravetro's shower enclosures can be customized, cm by cm. to better satisfy all the needs of any architectural situation

PRODUCT WITH CE MARKING

Product conforming to EN14428:2015 with CE marking

---

S.M.F. (EASILY MOUNTING SYSTEM)

It is a patented system combined to an innovative extensibility solution thus allowing an ideal panel positioning and at the same time avoiding the water leak.

TPA TREATMENT PREVENTING LIMESCALE

Vismaravetro uses a innovative technology "TPA" for protecting the glass surfaces of shower enclosures. The glass surface is treated with a polymer which limits the adhesive properties of residues such as limescale, grease and soap deposits. The TPA treatment helps with the cleaning and removal of the lime scale deposits and residues from the glass.

## COMPONENTS



### FN

FRAMELESS SHOWER DOOR WITH PIVOTING  
ADJUSTABLE HINGES FOR RECESS.

#### CHARACTERISTICS

- Extension of 30 mm without wall profile
- Horizontal and vertical adjustment, after installation accomplished
- Magnetic strips
- S.M.F. (easily mounting system)
- Product with CE marking
- Thick glass
- Outward opening door
- The hinge allows the door to open 180
- The hinges are fixed directly to the glass with flat screws
- Smart compensation without U profile
- Research and care to details
- Easy adjustment
- Structural vertical profiles
- Hinges with pivot

#### MATERIALS

- Tempered safety glass 8 mm.
- Anodised aluminium profiles

#### DIMENSIONS

L: Min 60 - Max 100 cm  
H: Min 150 - Max 230 cm  
H standard: 200 cm

## COMPLEMENT ELEMENTS



KNOB AND HANDLES  
M11F STANDARD



HINGES FLR - FLARE  
STANDARD

---


## PROFILES




ANODISED PROFILES 21 -  
BRIGHT SILVER



ANODISED PROFILES 31 -  
SATIN SILVER



ANODISED PROFILES 09 -  
MATT BLACK



ANODISED PROFILES 32 -  
SATIN BRONZE



ANODISED PROFILES 61 -  
BRUSHED STEEL

GLASSES



GLASS PANE 03 - CLEAR BRONZE



GLASS PANE 04 - CLEAR GLASS



GLASS PANE 06 - REFLECTING GLASS



GLASS PANE 07 - CLEAR GREY



GLASS PANE 08 - SATIN GLASS



GLASS PANE 12 - EXTRA-LIGHT GLASS



SPECIAL TEMPERED SAFETY GLASSES 10 - CRYSTAL EXTRA-REFLEX



SPECIAL TEMPERED SAFETY GLASSES 14 - CRYSTAL EXTRA-LIGHT SATIN



SPECIAL TEMPERED SAFETY GLASSES 29 - CRYSTAL MADRAS NUVOLO



SPECIAL TEMPERED SAFETY GLASSES 19 - GLASS MADRAS "PAVÉ"

DECORS



DECORATIONS D50



DECORATIONS D51



DECORATIONS D52



DECORATIONS D60



DECORATIONS D61



GRAPHIC DECORS D54



GRAPHIC DECORS D55



GRAPHIC DECORS P56



GRAPHIC DECORS P70 NEVERENDING



NATURAL DECORS P13 WATER DROPS



NATURAL DECORS P15 ORGANIC



NATURAL DECORS P16 AZULEJOS



NATURAL DECORS P19 BLOW

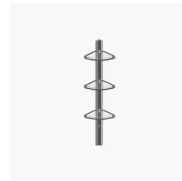
OPTIONALS



ACCESSORIES PERSONAL  
GLASS




ACCESSORY FOR GLASS  
CLEANING VIRGOLA



EQUIPPED COLUMN  
AMICO



EQUIPPED COLUMN  
BASKET



SHOWER TRAY ALIAS



SHOWER TRAY VI.P



TREATMENT LIME SCALE  
TREATMENT PREVENTING  
LIMESCALE (TPA)

WHERE TO BUY [→](#)