

BATHTUB WALL WITH SLIDING OPENING

VR / BATHSCREENS

WHERE TO BUY



© Copyright 2023 Vismaravetro srl

Sliding bath screen. It opens by combining a sliding panel and a pivot door.

With our usual attention to the next step in bathrooms, Vismaravetro has created a series of shower walls for bathtubs. They are tempered glass panels in various sizes, designed to complete the functionality of bathtubs. The glass panel lets you use the bathtub like a real shower, limiting water spray and leaks while you're having a shower.

Design Centro Progetti Vismara

DIMENSIONS

L: Min 60 - Max 90 cm
H: Min 150 - Max 160 cm
H standard: 150 cm

PLUS

NO OPENING SPACE

Thanks to the top rail, the bath screen has no opening space and this optimize the bathroom spaces.

S.M.F. (EASILY MOUNTING SYSTEM)

It is a patented system combined to an innovative extensibility solution thus allowing an ideal panel positioning and at the same time avoiding the water leak.

IT CAN BE INSTALLED EVEN ON BATHTUB WHERE THE TAPS ARE PLACED AT THE HEAD OF THE BATHTUB.

PRODUCT WITH CE MARKING

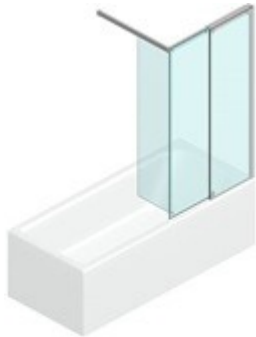
Product conforming to EN14428:2015 with CE marking

PVC LOWER PROFILES FOR WATERPROOF

TPA TREATMENT PREVENTING LIMESCALE

Vismaravetro uses a innovative technology "TPA" for protecting the glass surfaces of shower enclosures. The glass surface is treated with a polymer which limits the adhesive properties of residues such as limescale, grease and soap deposits. The TPA treatment helps with the cleaning and removal of the lime scale deposits and residues from the glass.

COMPONENTS



VR

SLIDING BATH SCREEN. IT OPENS BY COMBINING A SLIDING PANEL AND A PIVOT DOOR.

CHARACTERISTICS

- It can be installed even on bathtub where the taps are placed at the head of the bathtub.
- No opening space
- PVC lower profiles for waterproof
- S.M.F. (easily mounting system)
- Product with CE marking
- Extension of 20 mm without wall profile

MATERIALS

- Anodised aluminium profiles
- Tempered glass 5 mm for the pivot panel
- Tempered glass 8 mm for the sliding panel
- Tempered glass 8 mm for the fix element

DIMENSIONS

L: Min 60 - Max 90 cm
H: Min 120 - Max 160 cm
H standard: 150 cm

COMPLEMENT ELEMENTS



KNOB AND HANDLES M4S
STANDARD


PROFILES



ANODISED PROFILES 21 -
BRIGHT SILVER



ANODISED PROFILES 31 -
SATIN SILVER



ANODISED PROFILES 09 -
MATT BLACK

GLASSES



GLASS PANE 03 - CLEAR
BRONZE



GLASS PANE 04 - CLEAR
GLASS



GLASS PANE 06 -
REFLECTING GLASS



GLASS PANE 07 - CLEAR
GREY



GLASS PANE 08 - SATIN
GLASS



GLASS PANE 12 - EXTRA-
LIGHT GLASS

DECORS




DECORATIONS D50



DECORATIONS D51



DECORATIONS D52



DECORATIONS D60



DECORATIONS D61




GRAPHIC DECORS D54



GRAPHIC DECORS D55



GRAPHIC DECORS P56



GRAPHIC DECORS P70
NEVERENDING



NATURAL DECORS P19
BLOW

OPTIONALS



ACCESSORIES PERSONAL
GLASS



ACCESSORY FOR GLASS
CLEANING VIRGOLA



EQUIPPED COLUMN
BASKET



EQUIPPED COLUMN
AMICO



TREATMENT LIME SCALE
TREATMENT PREVENTING
LIMESCALE (TPA)

WHERE TO BUY →