

BATHTUB WALL WITH FOLDING OPENING

SV / BATHSCREENS

WHERE TO BUY



© Copyright 2023 Vismaravetro srl

Folding shower screen for bath tub. Extensibility of 20 mm and possibility to fold the panels against the bath tub wall. The lower PVC profiles for waterproof.

With our usual attention to the next step in bathrooms, Vismaravetro has created a series of shower walls for bathtubs. They are tempered glass panels in various sizes, designed to complete the functionality of bathtubs. The glass panel lets you use the bathtub like a real shower, limiting water spray and leaks while you're having a shower.

Design Centro Progetti Vismara

DIMENSIONS

L: Min 110 - Max 130 cm
H: Min 150.5 - Max 160 cm
H standard: 150.5 cm

PLUS

S.M.F. (EASILY MOUNTING SYSTEM)

It is a patented system combined to an innovative extensibility solution thus allowing an ideal panel positioning and at the same time avoiding the water leak.

FOLDING PANELS

THE PANELS FOLD COMPLETELY BACK AND LEAN AGAINST THE WALL

PRODUCT WITH CE MARKING

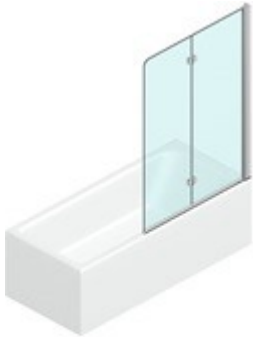
Product conforming to EN14428:2015 with CE marking

PVC LOWER PROFILES FOR WATERPROOF

TPA TREATMENT PREVENTING LIMESCALE

Vismaravetro uses a innovative technology "TPA" for protecting the glass surfaces of shower enclosures. The glass surface is treated with a polymer which limits the adhesive properties of residues such as limescale, grease and soap deposits. The TPA treatment helps with the cleaning and removal of the lime scale deposits and residues from the glass.

COMPONENTS



SV

FRAMELESS BATH SCREEN WITH FOLDING
HINGED PANEL.

CHARACTERISTICS

- Extensible 20 mm
- The panels fold completely back and lean against the wall
- Folding panels
- PVC lower profiles for waterproof
- S.M.F. (easily mounting system)
- Product with CE marking
- Custom Made (cm by cm)
- Horizontal and vertical adjustment, after installation accomplished

MATERIALS

- Tempered safety glass 6 mm.
- Anodised or enamelled aluminium profile.
- Unless specific requests, sintesi SV shower enclosures are supplied with standard hinges C68.

DIMENSIONS


L: Min 110 - Max 130 cm
H: Min 120 - Max 160 cm
H standard: 150.5 cm

COMPLEMENT ELEMENTS



HINGES C68 STANDARD


PROFILES



ANODISED PROFILES 09 -
MATT BLACK




ANODISED PROFILES 21 -
BRIGHT SILVER




ANODISED PROFILES 23 -
BRIGHT GOLD



ANODISED PROFILES 31 -
SATIN SILVER




ANODISED PROFILES 32 -
SATIN BRONZE




ANODISED PROFILES 84 -
BOND COPPER




ANODISED PROFILES 33 -
SATIN GOLD



ANODISED PROFILES 38 -
MOKA




VARNISHED PROFILES 05 -
RED



VARNISHED PROFILES 07 -
YELLOW




VARNISHED PROFILES 10 -
PERGAMON



VARNISHED PROFILES 11 -
GREY



VARNISHED PROFILES 12 -
GREEN



VARNISHED PROFILES 13 -
LIGHT BLU



VARNISHED PROFILES 14 -
WHITE




VARNISHED PROFILES 15 -
MATT WHITE


GLASSES



GLASS PANE 01 - OBSCURE GLASS



GLASS PANE 03 - CLEAR BRONZE



GLASS PANE 04 - CLEAR GLASS



GLASS PANE 06 - REFLECTING GLASS



GLASS PANE 07 - CLEAR GREY



GLASS PANE 08 - SATIN GLASS



GLASS PANE 12 - EXTRA-LIGHT GLASS



SPECIAL TEMPERED SAFETY GLASSES 10 - CRYSTAL EXTRA-REFLEX



SPECIAL TEMPERED SAFETY GLASSES 14 - CRYSTAL EXTRA-LIGHT SATIN



SPECIAL TEMPERED SAFETY GLASSES 19 - GLASS MADRAS "PAVÉ"



SPECIAL TEMPERED SAFETY GLASSES 29 - CRYSTAL MADRAS NUVOLO



SPECIAL TEMPERED SAFETY GLASSES 11 - KATHEDRAL

DECORS




DECORATIONS D50



DECORATIONS D51



DECORATIONS D52



DECORATIONS D60



DECORATIONS D61



DECORATIONS P32 SQUARE DECOR



GRAPHIC DECORS D54



GRAPHIC DECORS D55



GRAPHIC DECORS P56



GRAPHIC DECORS P70 NEVERENDING

OPTIONALS




ACCESSORIES PERSONAL
GLASS



ACCESSORY FOR GLASS
CLEANING VIRGOLA



EQUIPPED COLUMN
BASKET



EQUIPPED COLUMN
AMICO



TREATMENT LIME SCALE
TREATMENT PREVENTING
LIMESCALE (TPA)

WHERE TO BUY →